

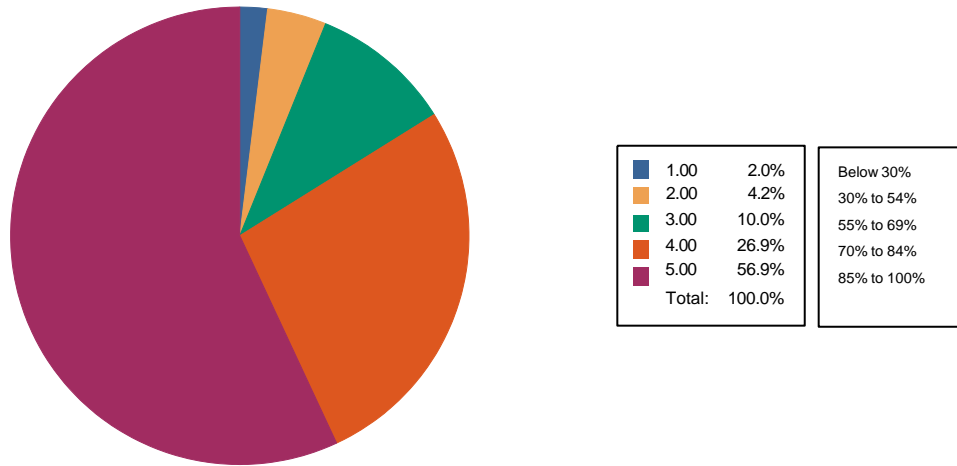
Smt. Durgadevi Sharma Charitable Trust's
CHANDRABHAN SHARMA COLLEGE OF ARTS, COMMERCE & SCIENCE

POWAI VIHAR COMPLEX, POWAI, MUMBAI - 400076

Feedback Name : Student satisfaction survey

Que: How much of the syllabus was covered in the class?

Responses : 592



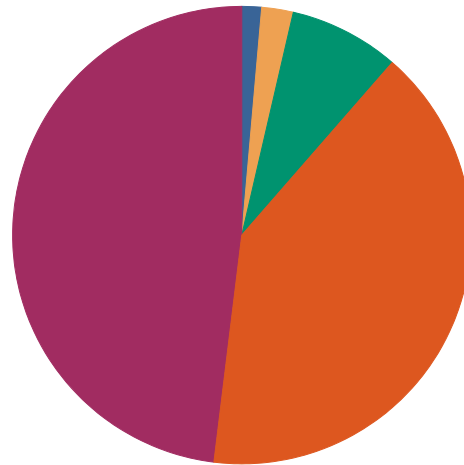
Smt. Durgadevi Sharma Charitable Trust's
CHANDRABHAN SHARMA COLLEGE OF ARTS, COMMERCE & SCIENCE

POWAI VIHAR COMPLEX, POWAI, MUMBAI - 400076

Feedback Name : Student satisfaction survey

Que: How well did the teachers prepare for the classes?

Responses : 592



| | | |
|--------|--------|--------------------|
| 1.00 | 1.4% | Won't teach at all |
| 2.00 | 2.2% | Indifferently |
| 3.00 | 7.8% | Poorly |
| 4.00 | 40.5% | Satisfactorily |
| 5.00 | 48.1% | Thoroughly |
| Total: | 100.0% | |

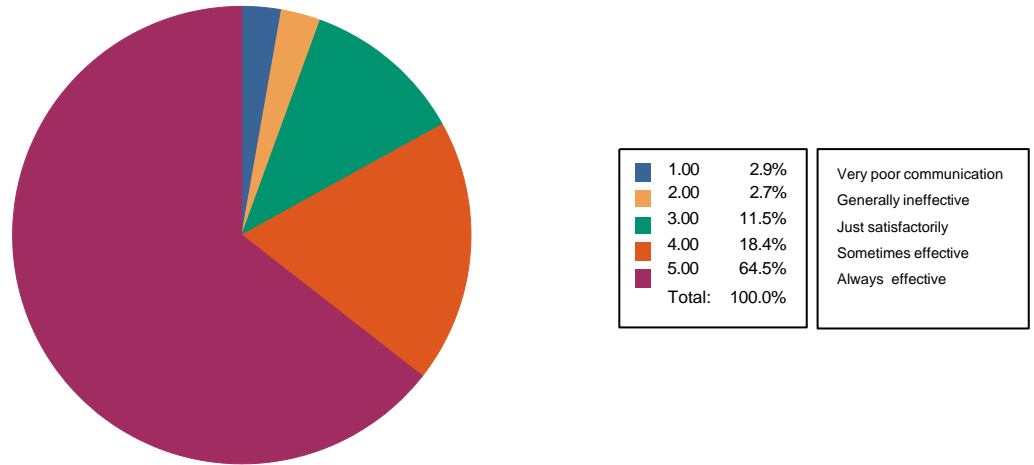
Smt. Durgadevi Sharma Charitable Trust's
CHANDRABHAN SHARMA COLLEGE OF ARTS, COMMERCE & SCIENCE

POWAI VIHAR COMPLEX, POWAI, MUMBAI - 400076

Feedback Name : Student satisfaction survey

Que: How well were the teachers able to communicate?

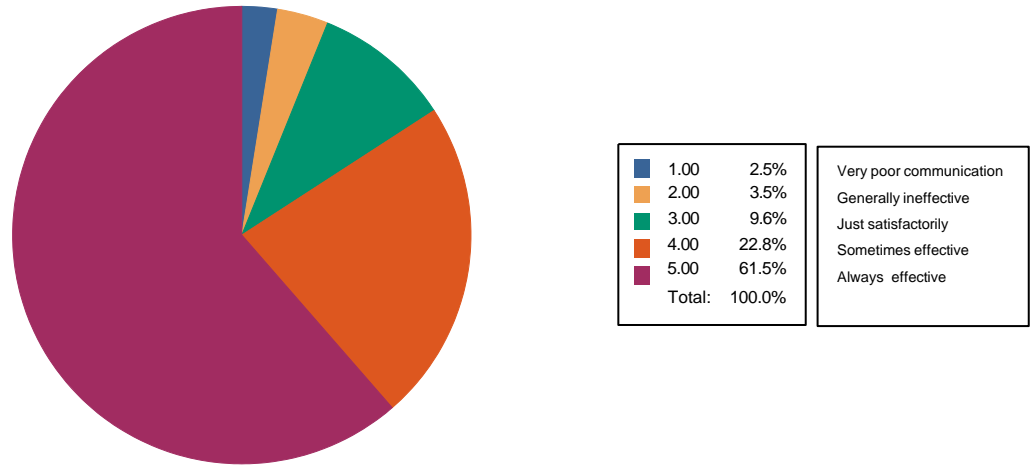
Responses : 592



Feedback Name : Student satisfaction survey

Que: How well were the teachers able to communicate?

Responses : 592



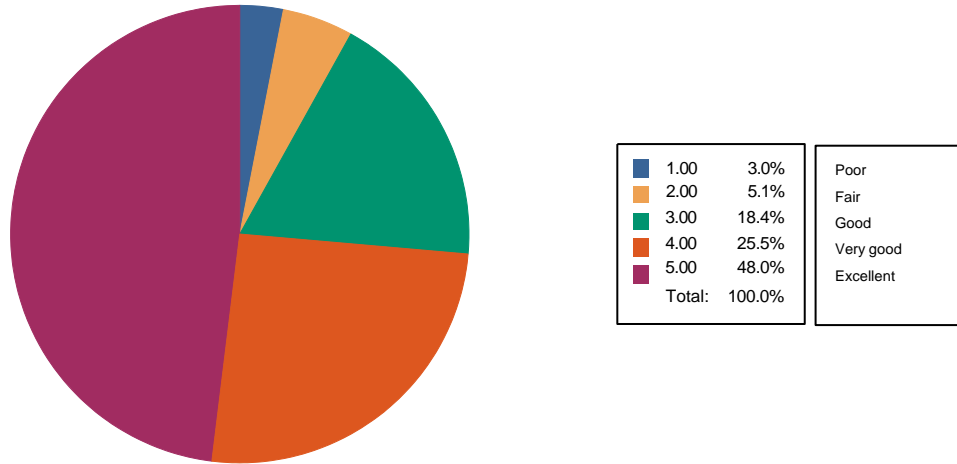
Smt. Durgadevi Sharma Charitable Trust's
CHANDRABHAN SHARMA COLLEGE OF ARTS, COMMERCE & SCIENCE

POWAI VIHAR COMPLEX, POWAI, MUMBAI - 400076

Feedback Name : Student satisfaction survey

Que: The teacher's approach to teaching can best be described as

Responses : 592



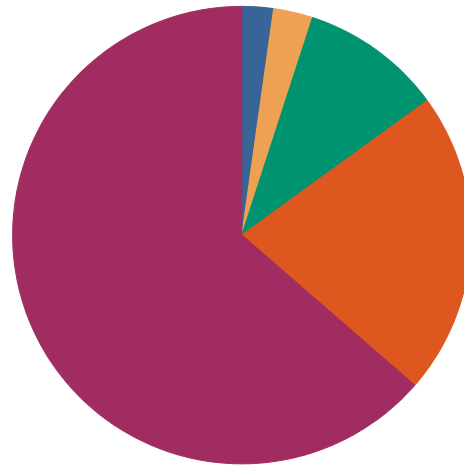
Smt. Durgadevi Sharma Charitable Trust's
CHANDRABHAN SHARMA COLLEGE OF ARTS, COMMERCE & SCIENCE

POWAI VIHAR COMPLEX, POWAI, MUMBAI - 400076

Feedback Name : Student satisfaction survey

Que: Fairness of the internal evaluation process by the teachers.

Responses : 592

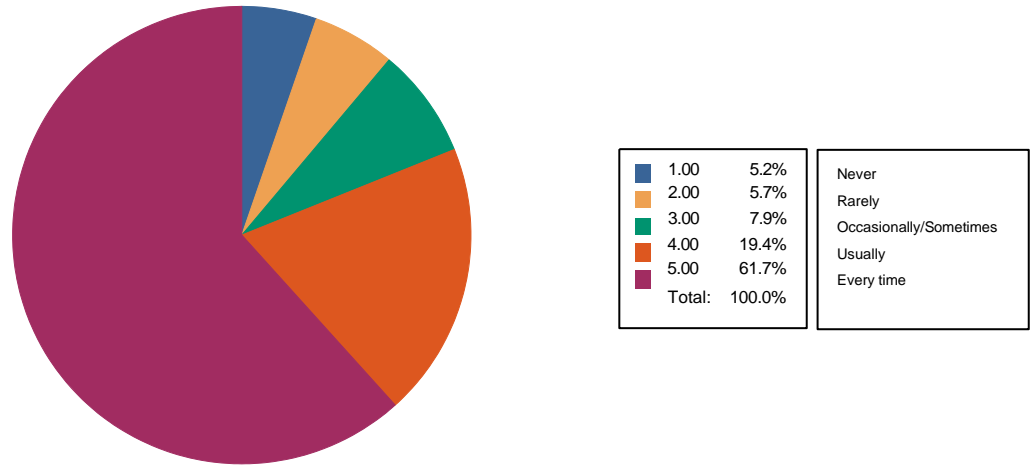


| | | |
|--------|--------|------------------|
| 1.00 | 2.2% | Unfair |
| 2.00 | 2.7% | Usually unfair |
| 3.00 | 10.0% | Sometimes unfair |
| 4.00 | 21.6% | Usually fair |
| 5.00 | 63.5% | Always fair |
| Total: | 100.0% | |

Feedback Name : Student satisfaction survey

Que: Was your performance in assignments discussed with you?

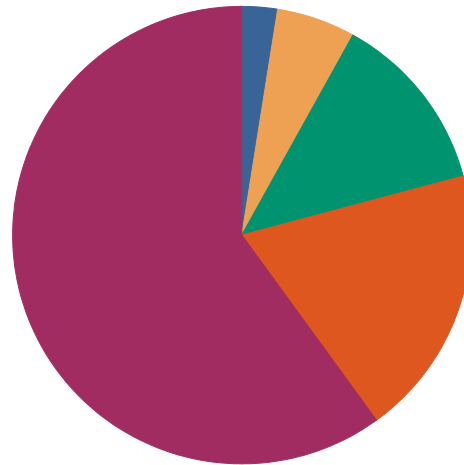
Responses : 592



Feedback Name : Student satisfaction survey

Que: The institute takes active interest in promoting internship, student exchange, field visit opportunities for students.

Responses : 592



| | | |
|--------|--------|-----------|
| 1.00 | 2.5% | Never |
| 2.00 | 5.4% | Rarely |
| 3.00 | 12.8% | Sometimes |
| 4.00 | 19.1% | Often |
| 5.00 | 60.1% | Regularly |
| Total: | 100.0% | |

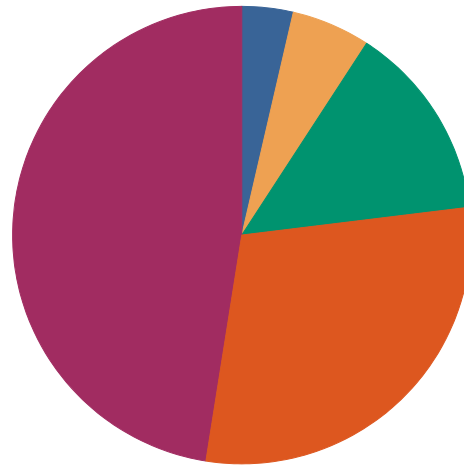
Smt. Durgadevi Sharma Charitable Trust's
CHANDRABHAN SHARMA COLLEGE OF ARTS, COMMERCE & SCIENCE

POWAI VIHAR COMPLEX, POWAI, MUMBAI - 400076

Feedback Name : Student satisfaction survey

Que: The teaching and mentoring process in your institution facilitates you in cognitive, social and emotional growth.

Responses : 592



| | | |
|--------|--------|---------------|
| 1.00 | 3.5% | Not at all |
| 2.00 | 5.6% | Marginally |
| 3.00 | 13.8% | Moderately |
| 4.00 | 29.6% | Very well |
| 5.00 | 47.5% | Significantly |
| Total: | 100.0% | |

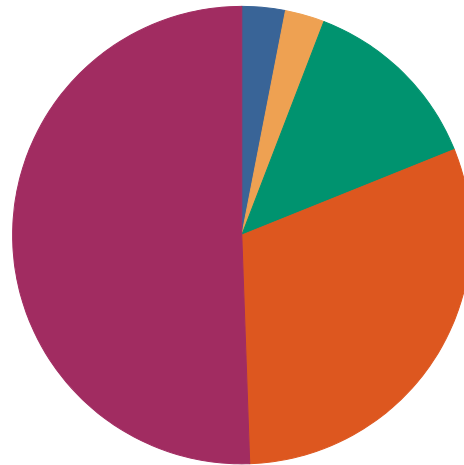
Smt. Durgadevi Sharma Charitable Trust's
CHANDRABHAN SHARMA COLLEGE OF ARTS, COMMERCE & SCIENCE

POWAI VIHAR COMPLEX, POWAI, MUMBAI - 400076

Feedback Name : Student satisfaction survey

Que: The institution provides multiple opportunities to learn and grow.

Responses : 592



| | | |
|-------|--------|-------------------|
| 1.00 | 3.0% | Strongly disagree |
| 2.00 | 2.9% | Disagree |
| 3.00 | 12.8% | Neutral |
| 4.00 | 30.7% | Agree |
| 5.00 | 50.5% | Strongly agree |
| Total | 100.0% | |

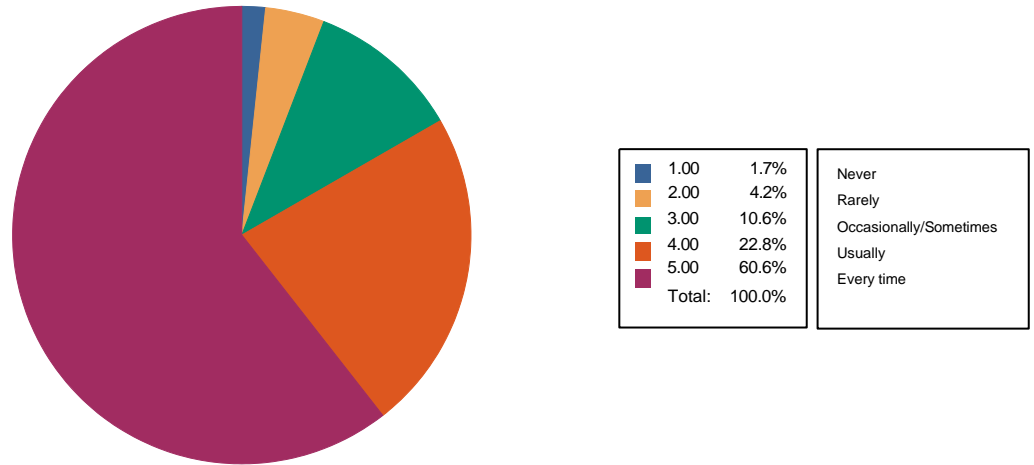
Smt. Durgadevi Sharma Charitable Trust's
CHANDRABHAN SHARMA COLLEGE OF ARTS, COMMERCE & SCIENCE

POWAI VIHAR COMPLEX, POWAI, MUMBAI - 400076

Feedback Name : Student satisfaction survey

Que: Teachers inform you about your expected competencies, course outcomes and programme outcomes.

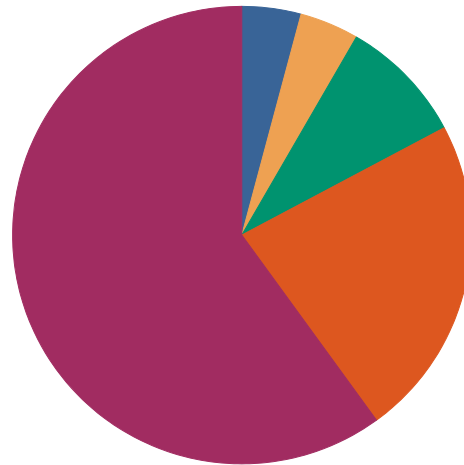
Responses : 592



Feedback Name : Student satisfaction survey

Que: Your mentor does a necessary follow-up with an assigned task to you

Responses : 592



| | | |
|--------|--------|------------------------|
| 1.00 | 4.1% | I don't have a mentor |
| 2.00 | 4.2% | Rarely |
| 3.00 | 9.0% | Occasionally/Sometimes |
| 4.00 | 22.8% | Usually |
| 5.00 | 60.0% | Every time |
| Total: | 100.0% | |

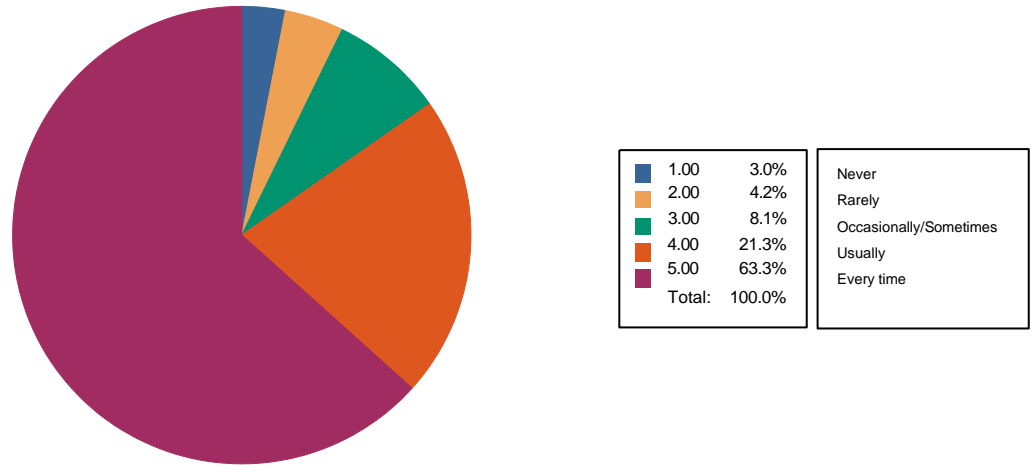
Smt. Durgadevi Sharma Charitable Trust's
CHANDRABHAN SHARMA COLLEGE OF ARTS, COMMERCE & SCIENCE

POWAI VIHAR COMPLEX, POWAI, MUMBAI - 400076

Feedback Name : Student satisfaction survey

Que: The teachers illustrate the concepts through examples and applications.

Responses : 592



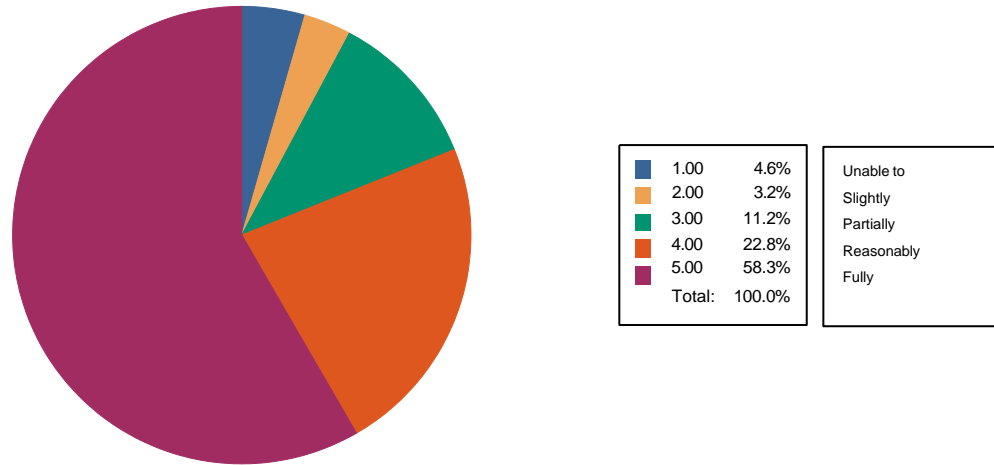
Smt. Durgadevi Sharma Charitable Trust's
CHANDRABHAN SHARMA COLLEGE OF ARTS, COMMERCE & SCIENCE

POWAI VIHAR COMPLEX, POWAI, MUMBAI - 400076

Feedback Name : Student satisfaction survey

Que: The teachers identify your strengths and encourage you with providing right level of challenges.

Responses : 592



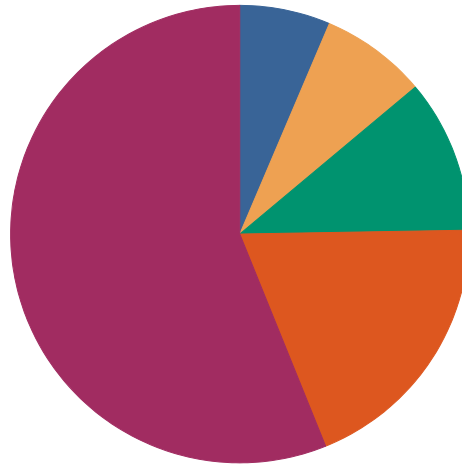
Smt. Durgadevi Sharma Charitable Trust's
CHANDRABHAN SHARMA COLLEGE OF ARTS, COMMERCE & SCIENCE

POWAI VIHAR COMPLEX, POWAI, MUMBAI - 400076

Feedback Name : Student satisfaction survey

Que: Teachers are able to identify your weaknesses and help you to overcome them

Responses : 592

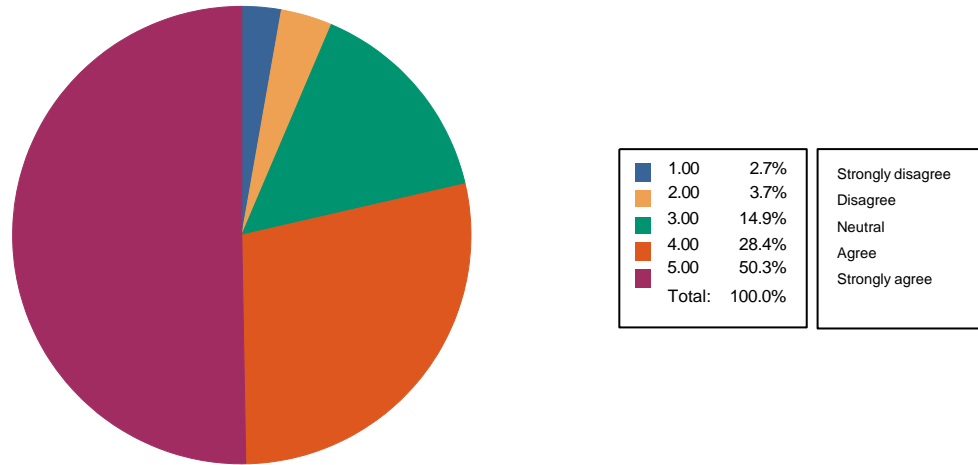


| | | |
|--------|--------|------------------------|
| 1.00 | 6.4% | Never |
| 2.00 | 7.6% | Rarely |
| 3.00 | 10.6% | Occasionally/Sometimes |
| 4.00 | 19.3% | Usually |
| 5.00 | 56.1% | Every time |
| Total: | 100.0% | |

Feedback Name : Student satisfaction survey

Que: The institution makes effort to engage students in the monitoring, review and continuous quality improvement of the teaching learning process.

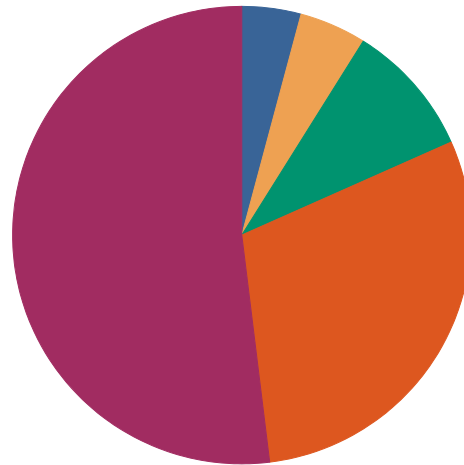
Responses : 592



Feedback Name : Student satisfaction survey

Que: The institute/ teachers use student centric methods, such as experiential learning, participative

Responses: 592
The institute/ teachers use student centric methods, such as experiential learning, participative and problem solving methodologies for enhancing learning experiences.



| | | |
|--------|--------|-------------------|
| 1.00 | 4.0% | Not at all |
| 2.00 | 4.7% | Very little |
| 3.00 | 9.5% | Some what |
| 4.00 | 29.7% | Moderate |
| 5.00 | 52.0% | To a great extent |
| Total: | 100.0% | |

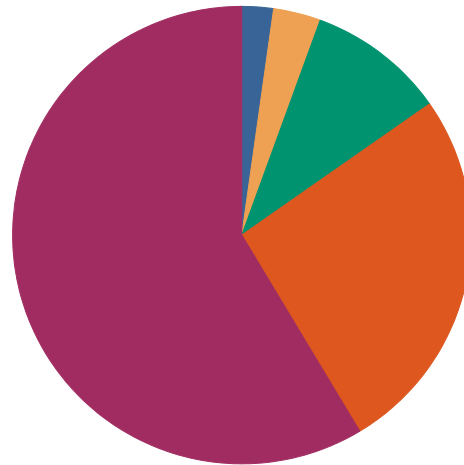
Smt. Durgadevi Sharma Charitable Trust's
CHANDRABHAN SHARMA COLLEGE OF ARTS, COMMERCE & SCIENCE

POWAI VIHAR COMPLEX, POWAI, MUMBAI - 400076

Feedback Name : Student satisfaction survey

Que: Teachers encourage you to participate in extracurricular activities.

Responses : 592



| | | |
|-------|--------|-------------------|
| 1.00 | 2.2% | Strongly disagree |
| 2.00 | 3.4% | Disagree |
| 3.00 | 9.6% | Neutral |
| 4.00 | 26.2% | Agree |
| 5.00 | 58.6% | Strongly agree |
| Total | 100.0% | |

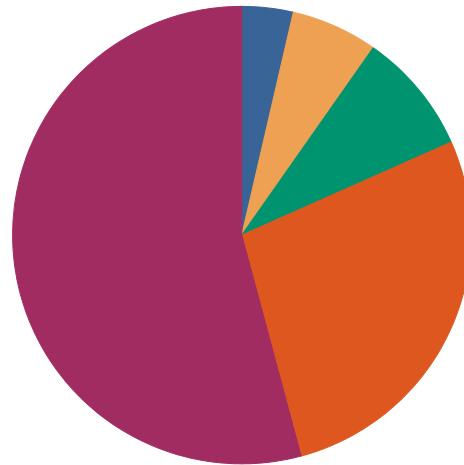
Smt. Durgadevi Sharma Charitable Trust's
CHANDRABHAN SHARMA COLLEGE OF ARTS, COMMERCE & SCIENCE

POWAI VIHAR COMPLEX, POWAI, MUMBAI - 400076

Feedback Name : Student satisfaction survey

Que: Efforts are made by the institute/ teachers to inculcate soft skills, life skills and employability skills to make you ready for the world of work.

Responses : 592



| | | |
|--------|--------|-------------------|
| 1.00 | 3.5% | Not at all |
| 2.00 | 6.3% | Very little |
| 3.00 | 8.4% | Some what |
| 4.00 | 27.7% | Moderate |
| 5.00 | 54.0% | To a great extent |
| Total: | 100.0% | |

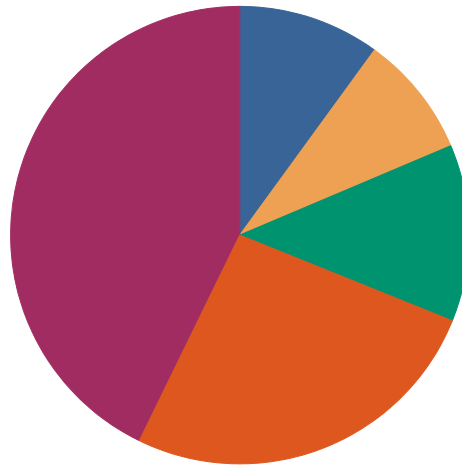
Smt. Durgadevi Sharma Charitable Trust's
CHANDRABHAN SHARMA COLLEGE OF ARTS, COMMERCE & SCIENCE

POWAI VIHAR COMPLEX, POWAI, MUMBAI - 400076

Feedback Name : Student satisfaction survey

Que: What percentage of teachers use ICT tools such as LCD projector, Multimedia, etc. while teaching

Responses : 592



| | | |
|--------|--------|-----------|
| 1.00 | 10.1% | Below 29% |
| 2.00 | 8.4% | 30% - 49% |
| 3.00 | 12.5% | 50% - 69% |
| 4.00 | 26.0% | 70% - 89% |
| 5.00 | 42.9% | Above 90% |
| Total: | 100.0% | |

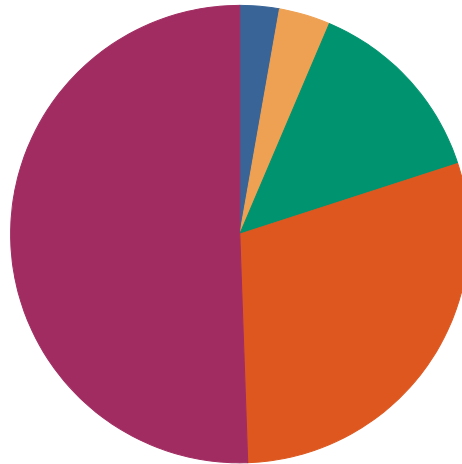
Smt. Durgadevi Sharma Charitable Trust's
CHANDRABHAN SHARMA COLLEGE OF ARTS, COMMERCE & SCIENCE

POWAI VIHAR COMPLEX, POWAI, MUMBAI - 400076

Feedback Name : Student satisfaction survey

Que: The overall quality of teaching-learning process in your institute is very good

Responses : 592



| | | |
|--------|--------|-------------------|
| 1.00 | 2.7% | Strongly disagree |
| 2.00 | 3.7% | Disagree |
| 3.00 | 13.5% | Neutral |
| 4.00 | 29.4% | Agree |
| 5.00 | 50.7% | Strongly agree |
| Total: | 100.0% | |