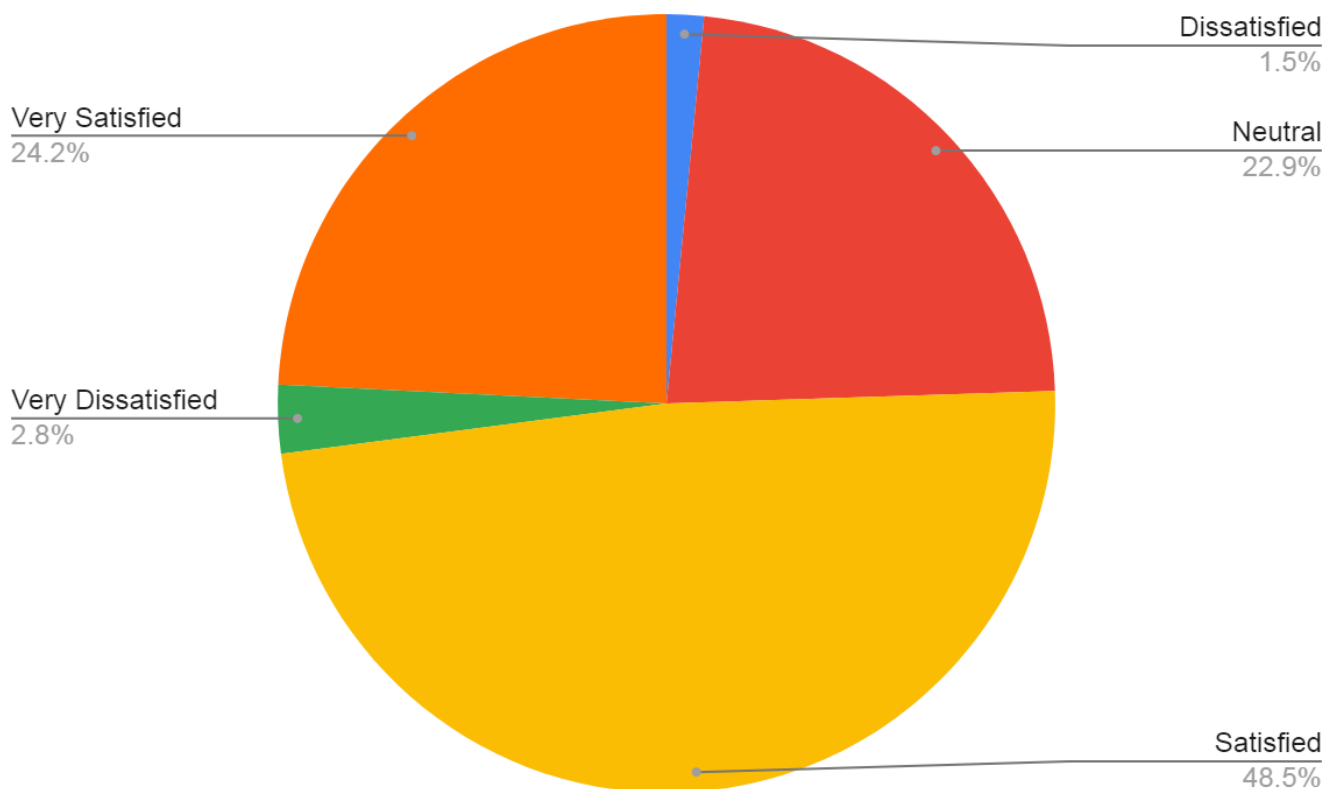


**1. Overall, how satisfied are you with your educational experience at our college?**



**Table 1**

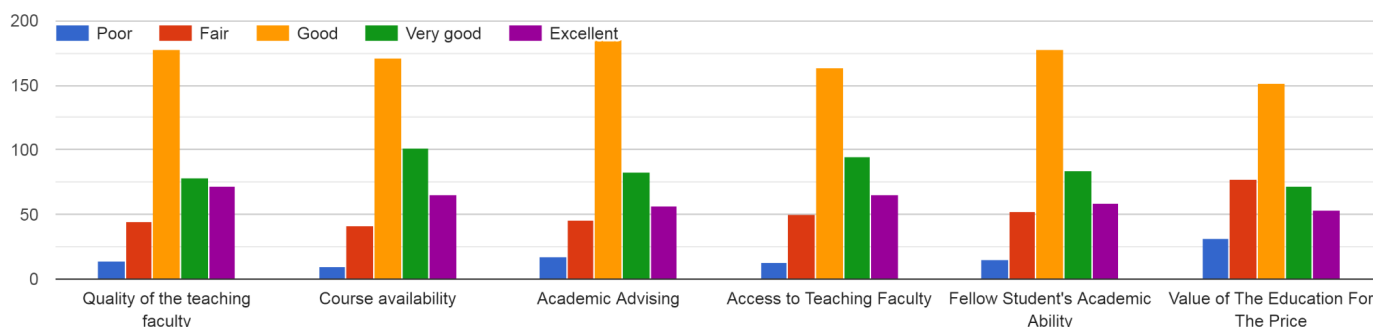
Dissatisfied	Neutral	Satisfied	Very Dissatisfied	Very Satisfied
1.55%	22.94%	48.45%	2.84%	24.23%

**Analysis**

- Above graph and charts show that 95.61% of students are neutral or satisfied with their educational experience in college.

## 2. How would you rate the following aspects of your educational experience:

2. How would you rate the following aspects of your educational experience:



**Table 2**

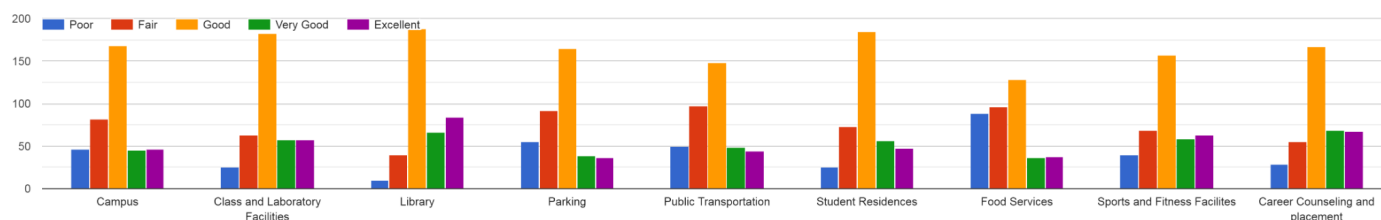
Aspects	Dissatisfied	Neutral	Satisfied	Very Dissatisfied	Very Satisfied
Quality of the teaching faculty	18.56%	11.60%	45.88%	3.61%	20.36%
Course availability	16.75%	10.57%	44.07%	2.58%	26.03%
Academic Advising	14.69%	11.86%	47.68%	4.38%	21.39%
Access to Teaching Faculty	17.01%	12.89%	42.27%	3.35%	24.48%
Fellow Student's Academic Ability	15.21%	13.40%	45.88%	3.87%	21.65%
Value of The Education For The Price	13.92%	20.10%	39.18%	8.25%	18.56%

### Analysis

- Above graph and chart show that 81.44% of students are neutral or satisfied with the quality of teaching faculty.
- 83.25% of students are neutral or satisfied with availability of course.
- 79.64% of students say that academic advising was good.
- 80.93% of students say that teaching faculty were accessible.
- 84.79% of students say that a fellow student's academic ability is neutral or above.
- 77.83% of students say that value of education is justified for the price point.

#### 4. How would you rate the following services/facilities at the college?

4. How would you rate the following services/facilities at the college:



**Table 4**

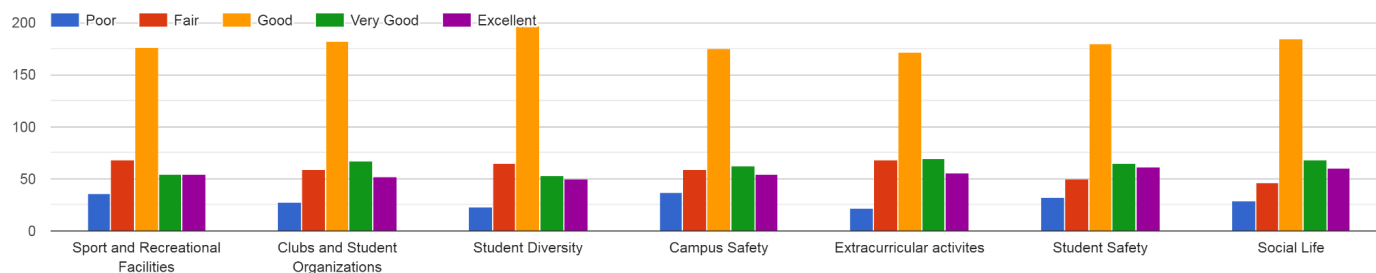
Services/Facilities	Excellent	Fair	Good	Poor	Very Good
Campus	11.86%	21.13%	43.30%	12.11%	11.60%
Class and Laboratory Facilities	14.95%	16.24%	47.16%	6.70%	14.95%
Library	21.65%	10.31%	48.45%	2.58%	17.01%
Parking	9.54%	23.71%	42.53%	14.18%	10.05%
Public Transportation	11.34%	25.00%	38.14%	12.89%	12.63%
Student Residences	12.37%	18.81%	47.68%	6.44%	14.69%
Food Services	9.79%	24.74%	32.99%	22.94%	9.54%
Sports and Fitness Facilities	16.24%	17.78%	40.46%	10.31%	15.21%
Career Counseling and placement	17.53%	14.18%	43.04%	7.47%	17.78%

#### Analysis

- 66.76% of students are satisfied with campus.
- 77.06% of students are satisfied with Class and Laboratory Facilities
- 75.77% of students are satisfied with library services.
- 76.28% of students are satisfied with parking facilities.
- 75.77% of students are satisfied with college reachability through public transport.
- 81.19% of students are satisfied with student residences.
- 67.27% of students are satisfied with food service facilities provided by college.
- 73.45% of students are satisfied with the college's sports and fitness facilities.
- 75% of students are satisfied with career counselling and placement facilities.

## 5 How would you rate the following aspects of student life at the college?

5. How would you rate the following aspects of student life at the college:



**Table 5**

Aspects	Excellent	Fair	Good	Poor	Very Good
Sport and Recreational Facilities	13.92%	17.53%	45.36%	9.28%	13.92%
Clubs and Student Organisations	13.40%	15.21%	46.91%	7.22%	17.27%
Student Diversity	12.89%	16.75%	50.77%	5.93%	13.66%
Campus Safety	13.92%	15.21%	45.10%	9.54%	16.24%
Extracurricular activities	14.43%	17.53%	44.33%	5.67%	18.04%
Student Safety	15.72%	12.89%	46.39%	8.25%	16.75%
Social Life	15.46%	11.86%	47.42%	7.47%	17.78%

### Analysis

- 76.8% of students are satisfied with sports and recreational facilities which are provided by the college.
- 79.38% of students are satisfied with the college's club and student organisations.
- 81.18% of students say that the institution has good or above student diversity.
- 76.54% of students say that the institution has good or above safety on campus.
- 79.9% of students are satisfied with college's extra curricular activities.
- 76.03% of students are satisfied with college's measures towards student safety.
- 77.07% of students are satisfied with college's social life.