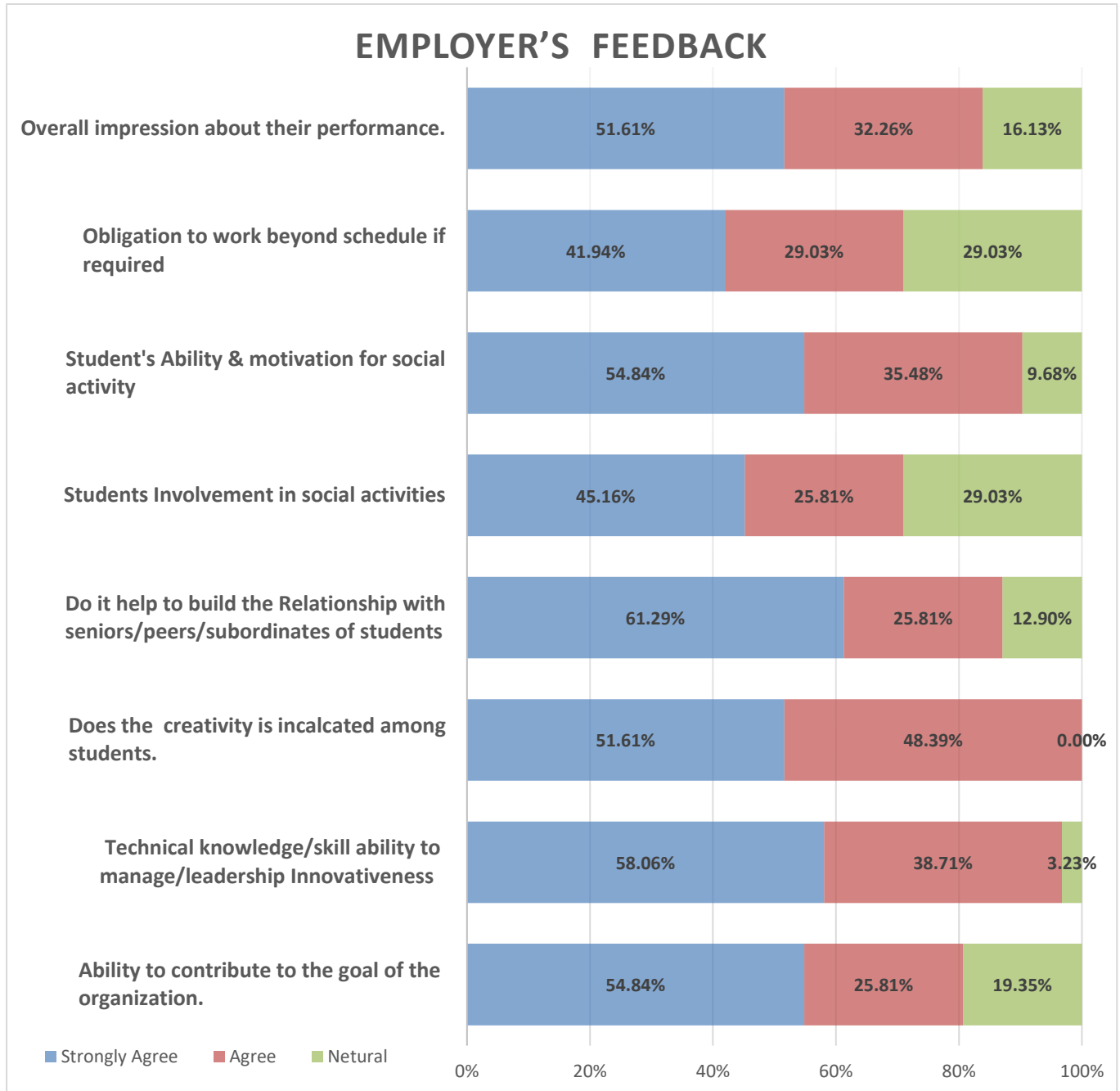


**1.4.1 – The institution obtains feedback on the syllabus and its transaction at the institution from**

- a. Employer’s Feedback**
- b. Teacher’s Feedback**
- c. Alumni’s Feedback**
- d. Student’s Feedback**
- a. Employer’s Feedback**

**Graph: 1**



**Source: Primary Data (Based on Employer’s Feedback)**

**Table: 1**

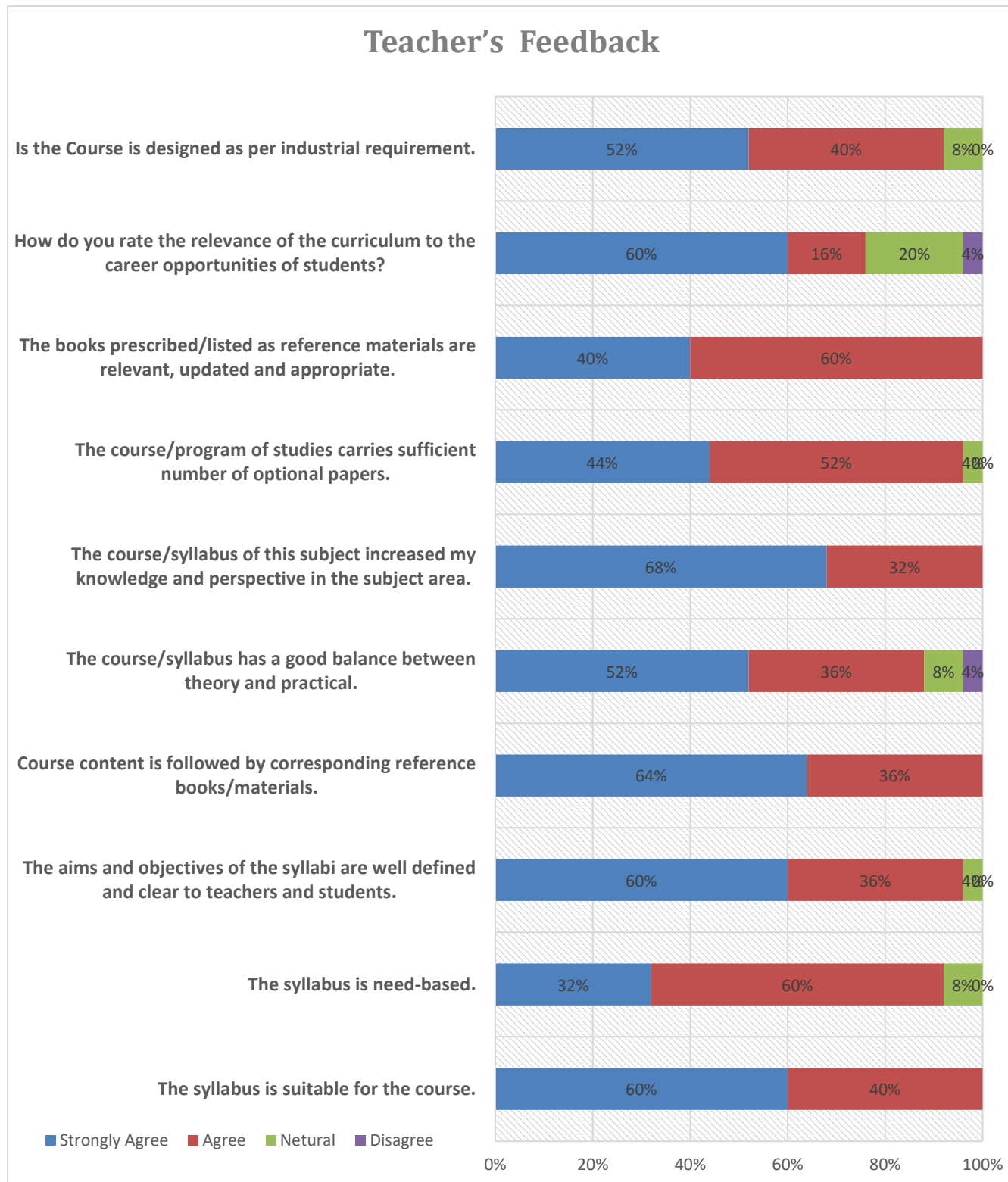
<b>Employer's Feedback</b>	<b>Strongly Agree</b>	<b>Agree</b>	<b>Neutral</b>
Ability to contribute to the goal of the organization.	54.84%	25.81%	19.35%
Technical knowledge/skill ability to manage/leadership Innovativeness	58.06%	38.71%	3.23%
Does the creativity is inculcated among students.	51.61%	48.39%	0.00%
Do it help to build the Relationship with seniors/peers/subordinates of students	61.29%	25.81%	12.90%
Students Involvement in social activities	45.16%	25.81%	29.03%
Student's Ability & motivation for social activity	54.84%	35.48%	9.68%
Obligation to work beyond schedule if required	41.94%	29.03%	29.03%
Overall impression about their performance.	51.61%	32.26%	16.13%

**Analysis**

- Contributing to Organizational Goals: 80.65% agree that the curriculum shapes students to contribute effectively to organizational objectives.
- Technical Proficiency, Leadership, and Innovation: 96.77% believe the curriculum helps students gain technical skills, leadership abilities, and innovation.
- Promoting Creativity: 100% agree that the curriculum promotes creativity among students.
- Fostering Relationships: 87.10% feel students are effective in building connections with stakeholders.
- Student Social Activities: 70.97% believe students actively engage in social activities.
- Enthusiasm for Social Activities: 90.32% think students possess enthusiasm and aptitude for social activities.
- Willingness to Extend Work Hours: 70.97% believe students are willing to extend work hours when necessary.
- Overall Performance Assessment: 83.87% provide a positive assessment of student performance.

**b. Teacher's Feedback**

**Graph: 2**



**Source: Primary Data (Based on Teacher's Feedback)**

Table: 2

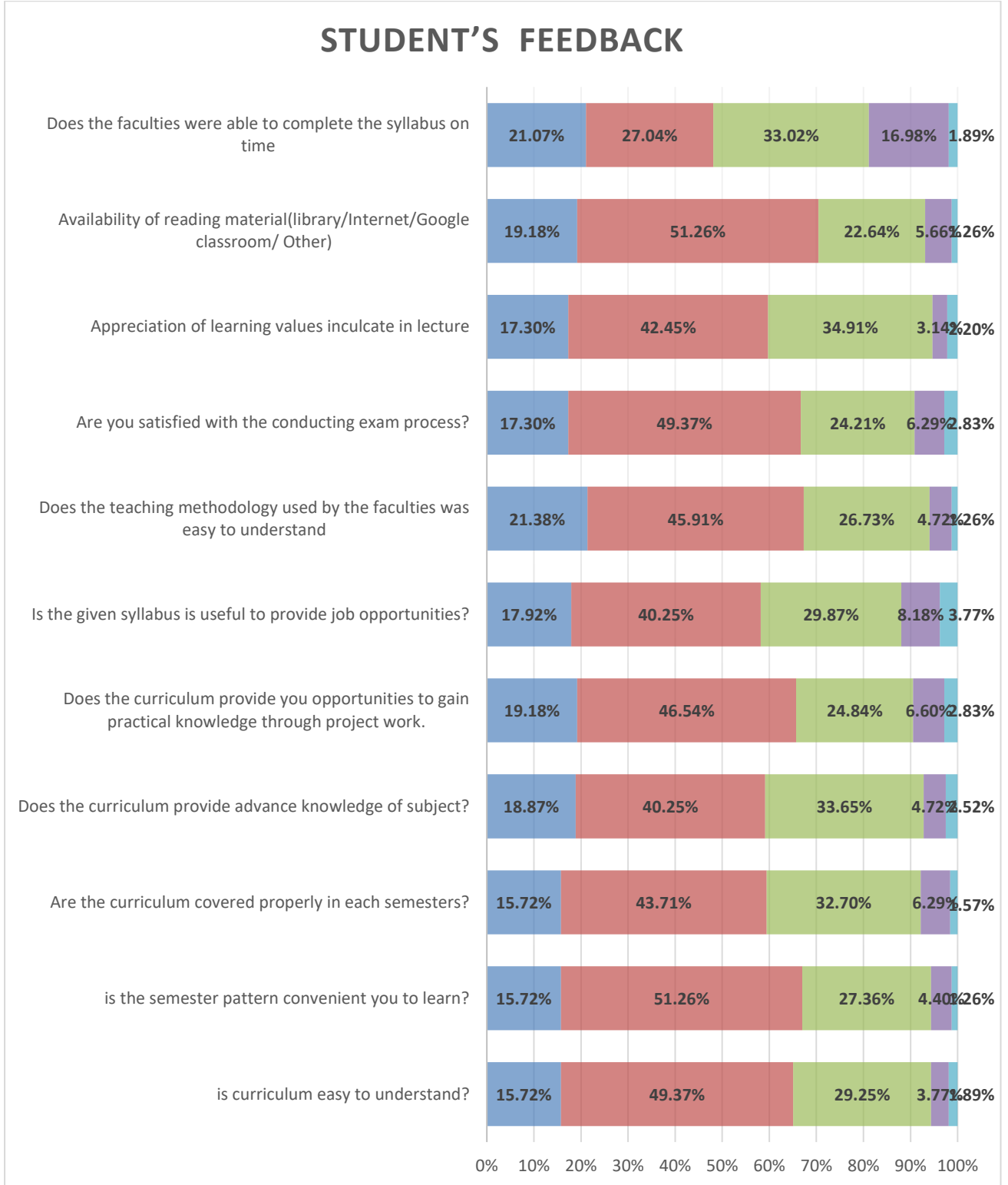
Teacher's Feedback	Strongly Agree	Agree	Neutral	Disagree
The syllabus is suitable for the course.	60%	40%		0
The syllabus is need-based.	32%	60%	8%	0
The aims and objectives of the syllabi are well defined and clear to teachers and students.	60%	36%	4%	0
Course content is followed by corresponding reference books/materials.	64%	36%	0	0
The course/syllabus has a good balance between theory and practical.	52%	36%	8%	4%
The course/syllabus of this subject increased my knowledge and perspective in the subject area.	68%	32%	0	0
The course/program of studies carries sufficient number of optional papers.	44%	52%	4%	0
The books prescribed/listed as reference materials are relevant, updated and appropriate.	40%	60%	0	0
How do you rate the relevance of the curriculum to the career opportunities of students?	60%	16%	20%	4%
Is the Course is designed as per industrial requirement.	52%	40%	8%	0

### Analysis

- 100% respondents agreed that the syllabus is considered suitable by a majority of faculties, and also the course content aligns with appropriate reference materials.
- 100% respondents agreed that the course has effectively expanded students' knowledge and perspective, and also the prescribed/reference materials relevant, updated, and appropriate.
- 92% respondents agreed the syllabus is need-based, and also The course design is seen as aligned with industrial requirements
- 96% respondents agreed the syllabus the aims and objectives of the syllabi are well-defined and clear, and also the presence of sufficient optional papers.
- A balanced approach between theory and practical components is perceived by a notable percentage of teachers 88%.
- 76% of teachers perceive the curriculum as aligned with students' career opportunities, while dissenting opinions exist among 4% and 20% remains neutral.

**c. Student's Feedback**

**Graph: 3**



**Source: Primary Data (Based on Student's Feedback)**

Table: 3

Student's Feedback	Strongly Agree	Agree	Netural	Disagree	Strongly disagree
Is curriculum easy to understand?	15.72%	49.37%	29.25%	3.77%	1.89%
Is the semester pattern convenient you to learn?	15.72%	51.26%	27.36%	4.40%	1.26%
Are the curriculum covered properly in each semesters?	15.72%	43.71%	32.70%	6.29%	1.57%
Does the curriculum provide advance knowledge of subject?	18.87%	40.25%	33.65%	4.72%	2.52%
Does the curriculum provide you opportunities to gain practical knowledge through project work?	19.18%	46.54%	24.84%	6.60%	2.83%
Is the given syllabus is useful to provide job opportunities?	17.92%	40.25%	29.87%	8.18%	3.77%
Does the teaching methodology used by the faculties was easy to understand	21.38%	45.91%	26.73%	4.72%	1.26%
Are you satisfied with the conducting exam process?	17.30%	49.37%	24.21%	6.29%	2.83%
Appreciation of learning values inculcate in lecture	17.30%	42.45%	34.91%	3.14%	2.20%
Availability of reading material (library /Internet /Google classroom/ Other)	19.18%	51.26%	22.64%	5.66%	1.26%
Does the faculties were able to complete the syllabus on time	21.07%	27.04%	33.02%	16.98%	1.89%

Source: Primary Data (Based on Student's Feedback)

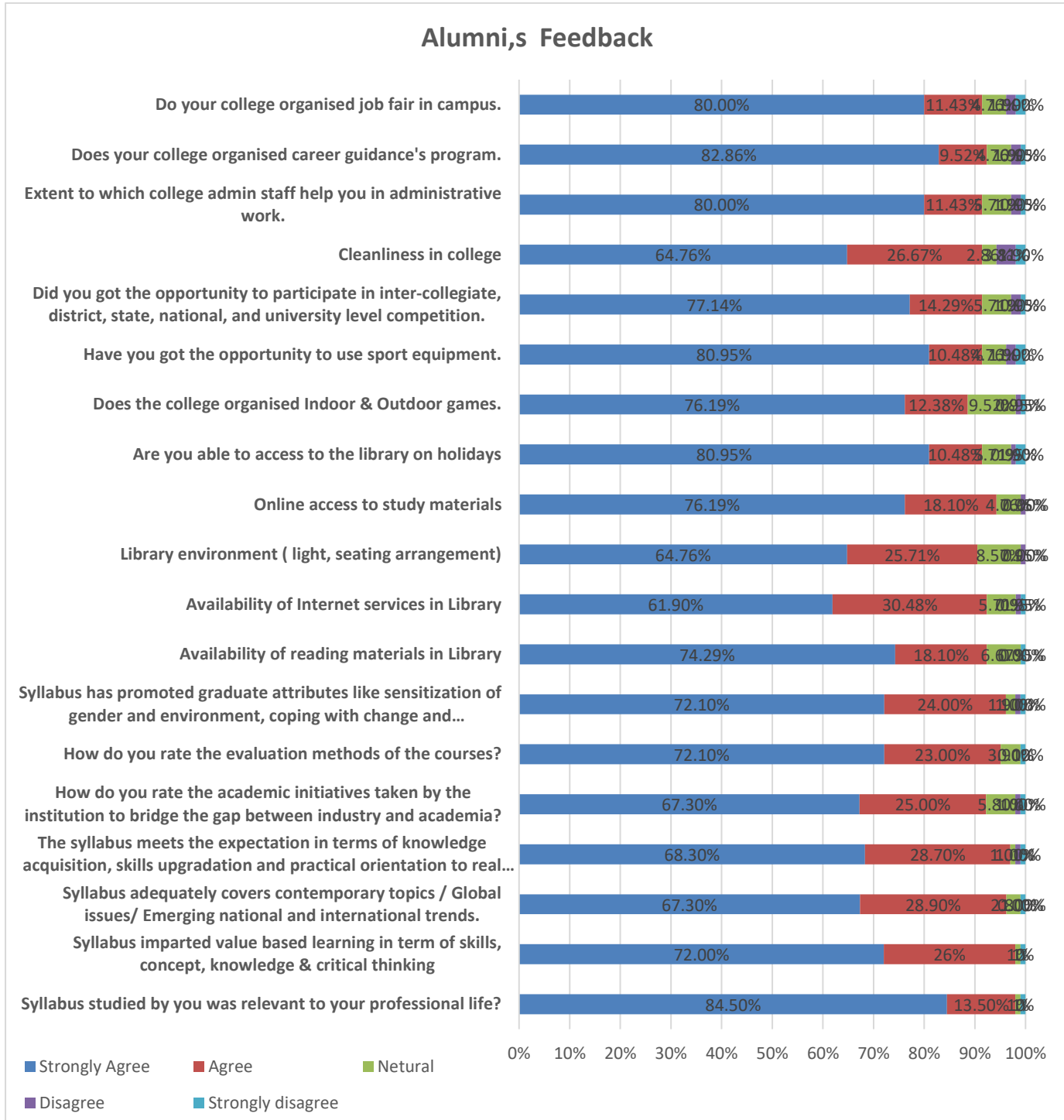
### Analysis

- Curriculum Comprehensibility: 65.09% find the curriculum easy to understand.
- Semester Pattern Convenience: 67.98% believe the semester pattern is convenient.
- Effective Curriculum Coverage: 59.43% feel the curriculum is adequately covered each semester.
- Advanced Subject Knowledge: 58.12% think the curriculum imparts advanced subject knowledge.
- Practical Knowledge through Projects: 65.72% find opportunities for practical knowledge through projects.
- Curriculum's Relevance to Job Opportunities: 58.17% believe the curriculum helps provide job opportunities.
- Teaching Methodology: 67.29% find the teaching methodology easy to understand.
- Satisfaction with Exam Process: 66.67% are satisfied with exam conduct.
- Appreciation of Learning Values: 59.75% appreciate learning values in lectures.
- Availability of Reading Material: 70.44% find reading materials available.
- Timely Completion of Syllabus: 48.11% believe faculties can complete the syllabus on time.



**d. Alumni's Feedback**

**Graph: 4**



**Source: Primary Data (Based on Alumni Feedback)**

**Table: 4**

<b>Alumni's Feedback</b>	<b>Strongly Agree</b>	<b>Agree</b>	<b>Neutral</b>	<b>Disagree</b>	<b>Strongly disagree</b>
Syllabus studied by you was relevant to your professional life?	84.50%	13.50%	1%	0	1%
Syllabus imparted value based learning in term of skills, concept, knowledge & critical thinking	72.00%	26%	1%	0	1%
Syllabus adequately covers contemporary topics / Global issues/ Emerging national and international trends.	67.30%	28.90%	2.80%	0.00%	1.00%
The syllabus meets the expectation in terms of knowledge acquisition, skills upgradation and practical orientation to real life situations.	68.30%	28.70%	1.00%	1.00%	1%
How do you rate the academic initiatives taken by the institution to bridge the gap between industry and academia?	67.30%	25.00%	5.80%	1.00%	1.00%
How do you rate the evaluation methods of the courses?	72.10%	23.00%	3.90%	0.00%	1%
Syllabus has promoted graduate attributes like sensitization of gender and environment, coping with change and enhancement of employability.	72.10%	24.00%	1.90%	1.00%	1.00%
Availability of reading materials in Library	74.29%	18.10%	6.67%	0.00%	0.95%
Availability of Internet services in Library	61.90%	30.48%	5.71%	0.95%	0.95%
Library environment ( light, seating arrangement)	64.76%	25.71%	8.57%	0.95%	0.00%
Online access to study materials	76.19%	18.10%	4.76%	0.95%	0.00%
Are you able to access to the library on holidays	80.95%	10.48%	5.71%	0.95%	1.90%
Does the college organised Indoor & Outdoor games.	76.19%	12.38%	9.52%	0.95%	0.95%
Have you got the opportunity to use sport equipment.	80.95%	10.48%	4.76%	1.90%	1.90%
Did you got the opportunity to participate in inter-collegiate, district, state, national, and university level competition.	77.14%	14.29%	5.71%	1.90%	0.95%
Cleanliness in college	64.76%	26.67%	2.86%	3.81%	1.90%
Extent to which college admin staff help you in administrative work.	80.00%	11.43%	5.71%	1.90%	0.95%
Does your college organised career guidance's program.	82.86%	9.52%	4.76%	1.90%	0.95%
Do your college organised job fair in campus.	80.00%	11.43%	4.76%	1.90%	1.90%

**Source: Primary Data (Based on Alumni Feedback)**

### Analysis

- Relevance of Syllabus: 98% of alumni agree the syllabus was relevant to their professional life.
- Value-Based Learning: 98% agree the syllabus imparted value-based learning.
- Knowledge Acquisition and Practical Orientation: 97.2% feel the syllabus meets expectations for knowledge acquisition and practical orientation.



- Knowledge Acquisition and Practical Orientation: 97.2% feel the syllabus meets expectations for knowledge acquisition and practical orientation.
- Industry-Academia Gap Bridging: 92.3% confirm good academic initiatives bridging the industry-academia gap.
- Evaluation Methods: 95.2% rate course evaluation methods as very good.
- Promotion of Graduate Attributes: 96.1% believe the syllabus promotes graduate attributes.
- Library Facilities: Majority agree on availability of reading material (92.3%), better internet services (92.3%), and a conducive environment (92.4%).
- Access to Resources: 94.3% can access online study materials from the library, and 91.4% can access the library on holidays.
- Sports and Recreation: Mixed opinions on sports facilities; 88.5% say indoor/outdoor games aren't organized, but 91.4% had access to sports equipment and participation opportunities.
- Campus Cleanliness and Support Services: High satisfaction with cleanliness (91.3%) and administrative support (91.3%).
- Career Guidance and Job Fair: 91.3% acknowledge career guidance programs, and 92.3% mention campus job fairs.

  
Sandeep Vishwakarma  
Feedback Committee Convener

  
Dr. Pratima Singh  
I/C Principal

## Report 2022-23

### Employer's Feedback

- **Technical Proficiency, Leadership Abilities, and Innovation:** A substantial portion of respondents (96.77%) strongly agree that Curriculum helps students to possess the requisite technical knowledge, skills, and leadership competencies. Only 3.23% remain neutral.
- 100% of the respondents agree that the curriculum helps in Promoting Creativity among Students.
- **Student Participation in Social Activities:** Feedback indicates that 70.97% of respondents strongly believe that students actively engage in social activities. While a noteworthy portion (29.03%) remain neutral on this matter.
- 70.97% of respondents strongly believe that the students show Willingness to Extend Work Hours When Necessary. 29.03% maintain a neutral standpoint.

### Teacher's Feedback


- 100% of respondents agreed that the syllabus is considered suitable by a majority of faculties, and also the course content aligns with appropriate reference materials.
- 100% of respondents agreed that the course has effectively expanded students' knowledge and perspective, and also the prescribed/reference materials are relevant, updated, and appropriate.
- 76% of teachers perceive the curriculum as aligned with students' career opportunities, while dissenting opinions exist among 4% and 20% remain neutral.

### Student's Feedback

- **Semester Pattern Convenience:** A majority (67.98%) of students believe that the semester pattern is convenient for learning, comprising 15.72% who strongly agree and 51.26% who agree. Only a minor 2.52% strongly disagree.
- **Teaching Methodology:** A total of 67.29% of students find the teaching methodology easy to understand, comprising 21.38% who strongly agree and 45.91% who agree. Minimal disagreement is expressed (6.98%).
- **Availability of Reading Material:** A significant 70.44% of students find reading materials available (19.18% strongly agree, 51.26% agree), but 6.92% express concerns.
- **Curriculum's Relevance to Job Opportunities:** While 58.17% of students believe that the curriculum helps provide job opportunities, a noticeable 12.95% express scepticism (17.92% strongly agree, 40.25% agree, 12.95% disagree).

### Alumni's Feedback

- 98 % of alumni agree Syllabus studied by you was relevant to your professional life. Only 2% didn't agree with the above statement.
- 98% of alumni agree Syllabus imparted value-based learning in terms of skills, concepts, knowledge & critical thinking. Only 2% didn't agree with the above statement.
- 91.3% of the alumni said that cleanliness is maintained in the college.

  
Sandeep Vishwakarma  
Feedback Committee Convenor

  
Dr. Pratima Singh  
I/C Principal



Smt. Durgadevi Sharma Charitable Trust's  
**Chandrabhan Sharma College**

of Arts, Commerce & Science

(Hindi Linguistic Minority Institution)

(Affiliated to the University of Mumbai)

Accredited by NAAC 'B+'

Action Taken Report 2022-23

- 24% of teachers perceive the curriculum needs to be aligned with the student's career opportunities.

Hence the institution suggested a Certificate course in advanced Java with full-stack

- 10.10% of employers agreed that the students lacked in skill ability, relationship building, creativity and innovativeness.

The institution suggested conducting the Personality Enhancement & Soft Skill Development Programme Certificate course


- 11.95% of the students were unsatisfied with the given syllabus and were not useful in providing job opportunities.

The college conducted a Certificate Program in Corporate Communication and Industry Interface

- 5.71% of the Alumni were not satisfied with the Cleanliness in college.

So the principal instructed the supportive staff to ensure more frequent cleaning of classrooms, corridors, restrooms, and common areas and Implement a regular cleaning schedule to maintain cleanliness throughout the day.

  
Sandeep Vishwakarma  
Feedback Committee Convenor

  
Dr. Pratima Singh  
I/C Principal