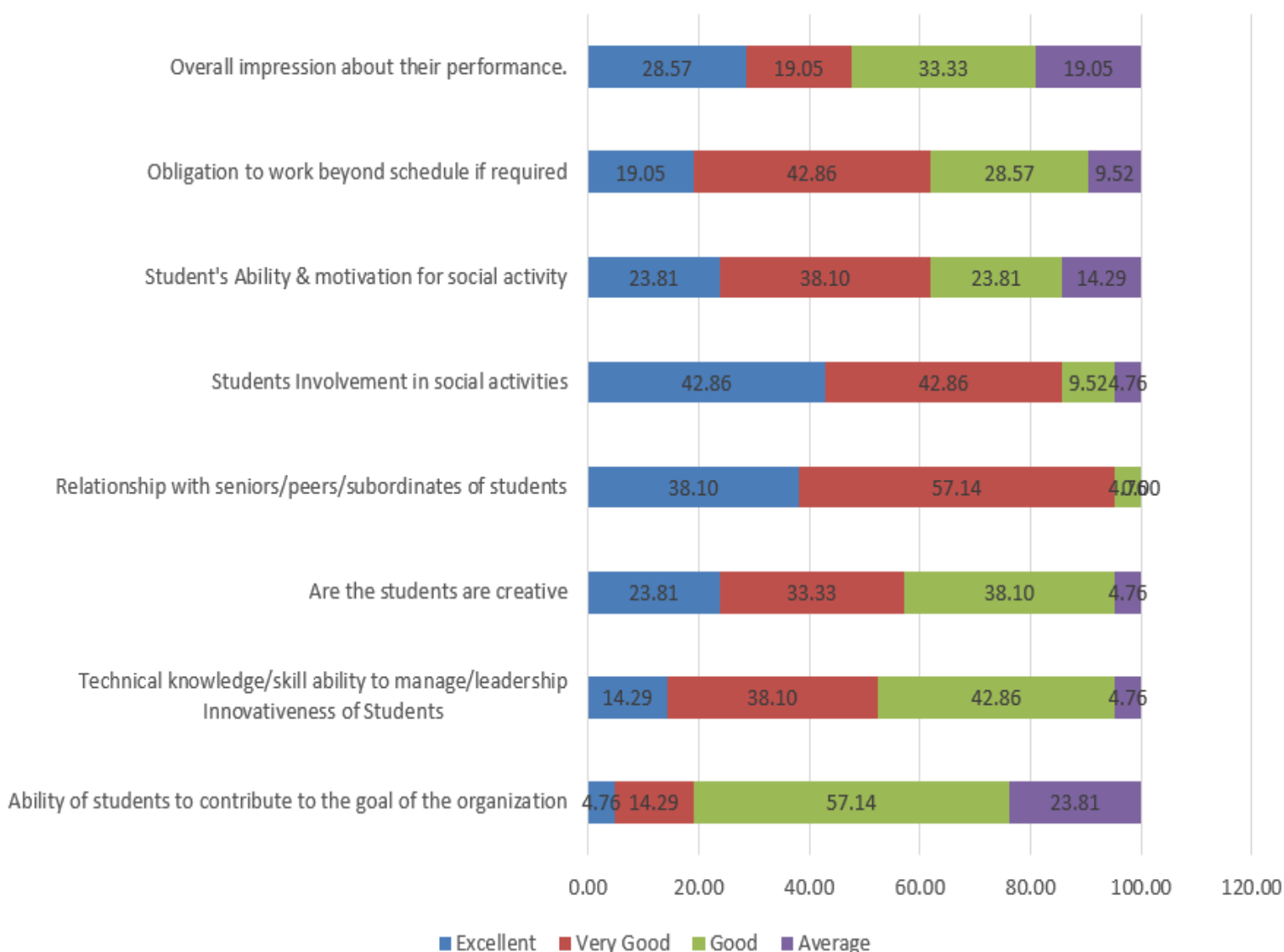


1.4.1 – The institution obtains feedback on the syllabus and its transaction at the institution from

- a. Employer’s Feedback**
- b. Teacher’s Feedback**
- c. Alumni’s Feedback**
- d. Student’s Feedback**

a. Employer’s Feedback

Graph: 1



Source: Primary Data (Based on Employer’s Feedback)

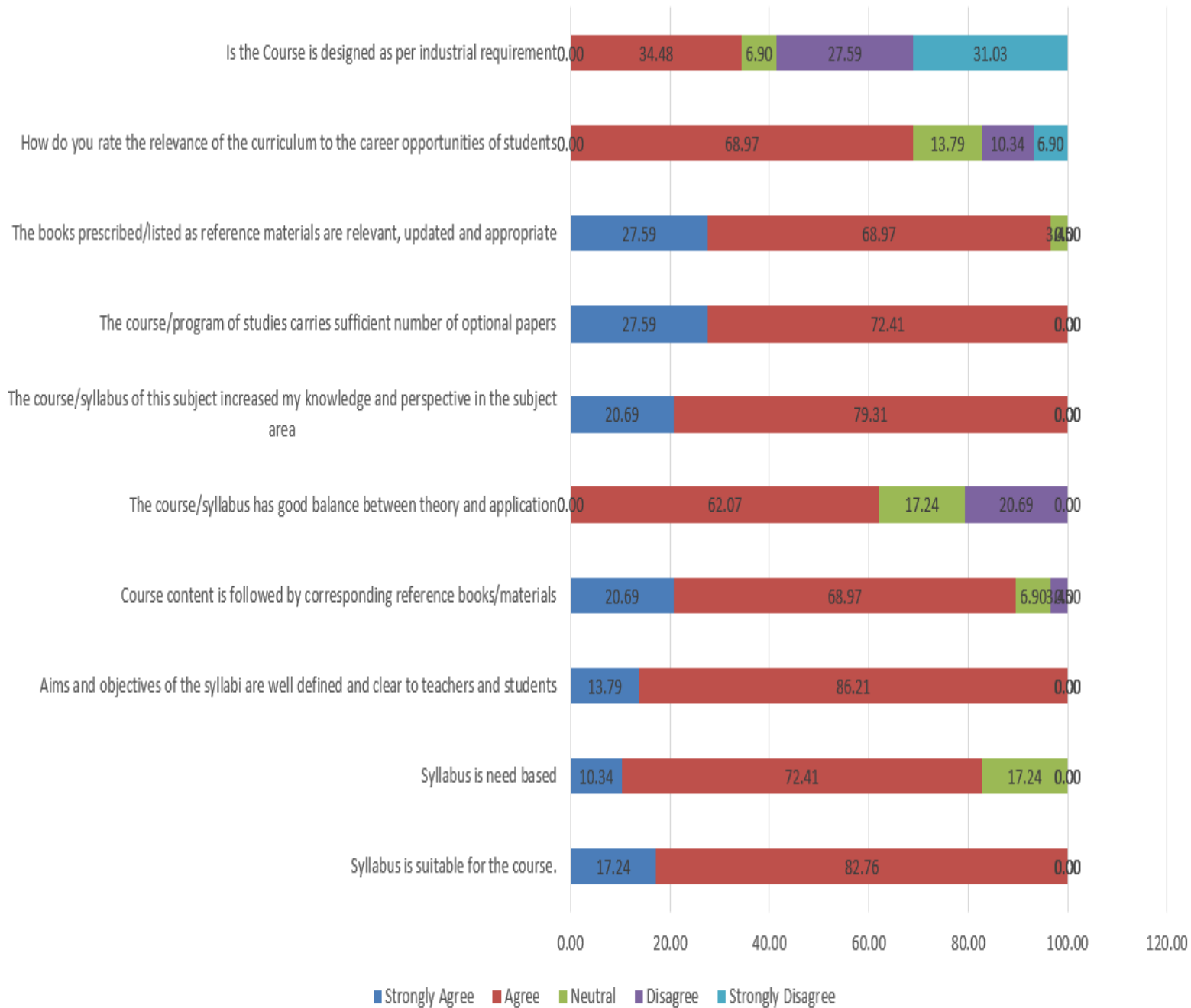
Employer's Feedback	Excellent	Very Good	Good	Average
Ability to contribute to the goal of the organization.	4.76%	14.28%	57.14%	23.80%
Technical knowledge/skill ability to manage/leadership Innovativeness	14.28%	38.09%	42.85%	4.76%
Is creativity inculcated among students.	23.80%	33.33%	38.09%	4.46%
Do it help to build the Relationship with seniors/peers/subordinates of students	38.09%	57.14%	4.76%	0
Students Involvement in social activities	42.85%	42.85%	9.52%	4.76%
Student's Ability & motivation for social activity	23.80%	38.09%	23.80%	14.28%
Obligation to work beyond schedule if required	19.04%	42.85%	28.57%	9.52%
Overall impression about their performance.	28.57%	19.04%	33.33%	19.04%

Analysis

- **Contribution to Organizational Goals:** 57.14% of employers rate students' contribution as "Good," with 4.76% rating it "Excellent," while 23.80% consider it "Average."
- **Technical Knowledge, Skill, Leadership, and Innovativeness:** 42.85% rate these skills as "Good," and 38.09% as "Very Good," with few rating them "Excellent."
- **Creativity:** 23.80% rate creativity as "Excellent," 33.33% as "Very Good," and 38.09% as "Good."
- **Building Relationships:** 57.14% rate students' relationship-building skills as "Very Good," and 38.09% as "Good."
- **Involvement in Social Activities:** 42.85% rate involvement as "Excellent," and 42.85% as "Very Good."
- **Ability and Motivation for Social Activity:** 38.09% rate it as "Very Good," 23.80% as "Good," and 14.28% as "Average."
- **Obligation to Work Beyond Schedule:** 42.85% rate students' willingness as "Very Good," 19.04% as "Excellent," with 28.57% rating it "Good" and 9.52% as "Average."
- **Overall Performance:** 28.57% rate students' performance as "Excellent," 33.33% as "Good," and 19.04% as "Average."

b. Teacher's Feedback

Graph: 2



Source: Primary Data (Based on Teacher's Feedback)

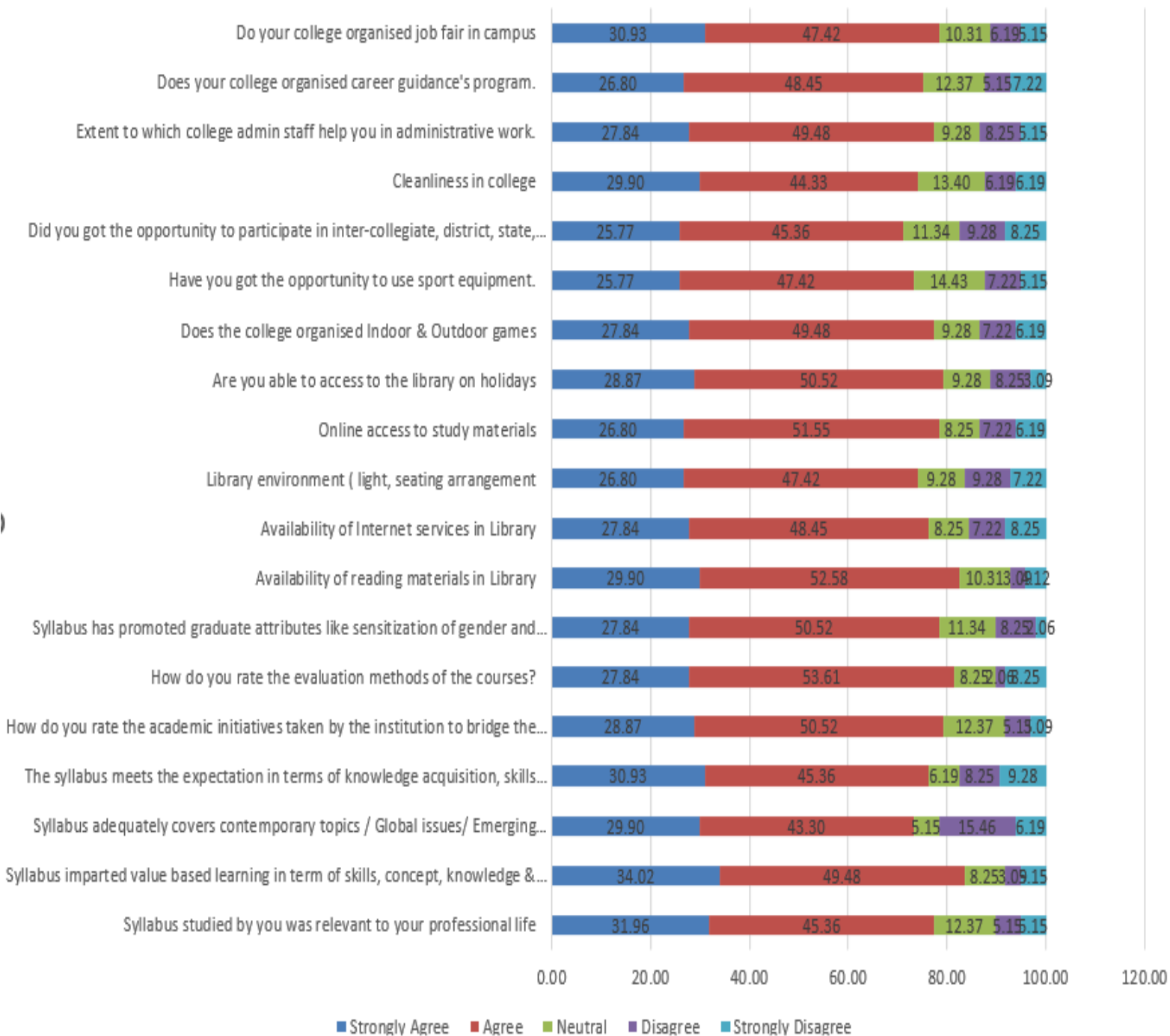
Teacher's Feedback	Strongly Agree	Agree	Neutral	Disagree	Strongly Disagree
The syllabus is suitable for the course.	17.24%	82.76%	0	0	0
The syllabus is need-based.	10.34%	72.41%	17.24%	0	0
The aims and objectives of the syllabi are well defined and clear to teachers and students.	13.79%	86.21%	0	0	0
Course content is followed by corresponding reference books/materials.	20.69%	68.97%	6.90%	3.45%	0
The course/syllabus has a good balance between theory and practical.	0	62.07%	17.24%	20.69%	0
The course/syllabus of this subject increased my knowledge and perspective in the subject area.	20.69%	79.31%	0	0	0
The course/program of studies carries a sufficient number of optional papers.	27.59%	72.41%	0	0	0
The books prescribed/listed as reference materials are relevant, updated and appropriate.	27.59%	68.97%	3.45%	0	0
How do you rate the relevance of the curriculum to the career opportunities of students?	0	68.97%	13.79%	10.34%	6.90%
Is the Course is designed as per industrial requirement.	0	34.48%	6.90%	27.59%	31.03%

Analysis

- **Syllabus Suitability:** 82.76% agree, 17.24% strongly agree that the syllabus is suitable for the course.
- **Need-based Syllabus:** 72.41% agree, 17.24% neutral, 10.34% strongly agree.
- **Aims and Objectives:** 86.21% strongly agree, 13.79% agree that they are clear.
- **Course Content and Reference Materials:** 68.97% agree, 20.69% strongly agree, 6.90% neutral, 3.45% disagree.
- **Balance of Theory and Practical:** 62.07% agree, 20.69% disagree, indicating a need for improvement.
- **Knowledge and Perspective Enhancement:** 79.31% agree, 20.69% strongly agree that the course enhances knowledge.
- **Optional Papers:** 72.41% agree, 27.59% strongly agree that there are sufficient options.
- **Relevance of Reference Materials:** 68.97% agree, 27.59% strongly agree, 3.45% neutral.
- **Relevance to Career Opportunities:** 68.97% agree, 13.79% neutral, 17.24% disagree.
- **Industrial Requirements:** 34.48% agree, 31.03% strongly disagree, indicating a gap in meeting industry needs.

c. Alumni's Feedback

Graph: 3



Source: Primary Data (Based on Alumni Feedback)

Alumni's Feedback	Strongly Agree	Agree	Neutral	Disagree	Strongly Disagree
Syllabus studied by you was relevant to your professional life?	31.96%	45.36%	12.37%	5.15%	5.15%
Syllabus imparted value based learning in term of skills, concept, knowledge & critical thinking	34.02%	49.48%	8.25%	3.09%	5.15%
Syllabus adequately covers contemporary topics / Global issues/ Emerging national and international trends.	29.90%	43.30%	5.15%	15.46%	6.19%
The syllabus meets the expectation in terms of knowledge acquisition, skills upgradation and practical orientation to real life situations.	30.93%	45.36%	6.19%	8.25%	9.28%
How do you rate the academic initiatives taken by the institution to bridge the gap between industry and academia?	28.87%	50.52%	12.37%	5.15%	3.09%
How do you rate the evaluation methods of the courses?	27.84%	53.61%	8.25%	2.06%	8.25%
Syllabus has promoted graduate attributes like sensitization of gender and environment, coping with change and enhancement of employability	27.84%	50.52%	11.34%	8.25%	2.06%
Availability of reading materials in Library	29.90%	52.58%	10.31%	3.09%	4.12%
Availability of Internet services in Library	27.84%	48.45%	8.25%	7.22%	8.25%
Library environment (light, seating arrangement)	26.80%	47.42%	9.28%	9.28%	7.22%
Online access to study materials	26.80%	51.55%	8.25%	7.22%	6.19%
Are you able to access to the library on holidays	28.87%	50.52%	9.28%	8.25%	3.09%
Does the college organised Indoor & Outdoor games.	27.84%	49.48%	9.28%	7.22%	6.19%
Have you got the opportunity to use sport equipment.	25.77%	47.42%	14.43%	7.22%	5.15%
Did you got the opportunity to participate in intercollegiate, district, state, national, and university level competition.	25.77%	45.36%	11.34%	9.28%	8.25%
Cleanliness in college	29.90%	44.33%	13.40%	6.19%	6.19%
Extent to which college admin staff help you in	27.84%	49.48%	9.28%	8.25%	5.15%

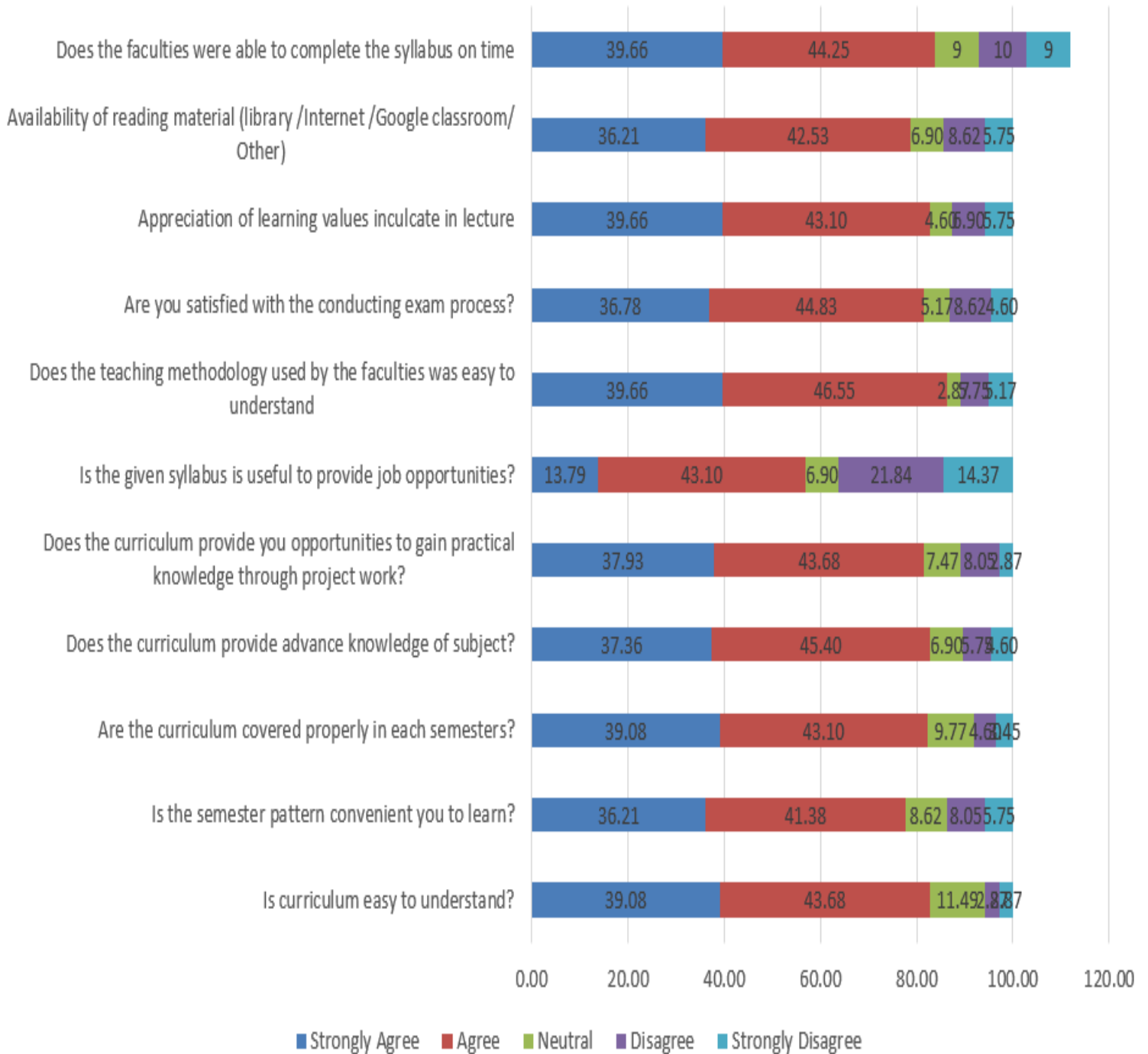
administrative work.					
Does your college organised career guidance's program.	26.80%	48.45%	12.37%	5.15%	7.22%
Do your college organised job fair in campus.	30.93%	47.42%	10.31%	6.19%	5.15%

Analysis

- **Syllabus Relevance:** 77.32% of alumni find the syllabus relevant to their professional life, indicating strong alignment with career needs.
- **Value-Based Learning:** 83.50% believe the syllabus provided valuable skills, knowledge, and critical thinking, reflecting positive learning outcomes.
- **Coverage of Contemporary Issues:** 73.20% agree the syllabus covers global issues, though 21.65% disagree, suggesting room for improvement.
- **Knowledge and Skills Acquisition:** 76.29% feel the syllabus meets expectations in knowledge and practical application, with 17.53% expressing concerns.
- **Industry-Academia Bridge:** 79.39% rate academic initiatives bridging industry and academia positively, though 12.37% remain neutral.
- **Evaluation Methods:** 81.45% are satisfied with evaluation methods, with only 10.31% dissatisfied.
- **Graduate Attributes:** 78.36% agree the syllabus promotes key attributes like gender sensitization and employability, though 10.31% disagree.
- **Library Resources:** 82.48% are satisfied with library resources, though 7.21% have concerns about availability.
- **Internet Services and Library Environment:** 76.29% rate internet services and the library environment positively, with some feedback on seating and lighting.
- **Access to Library and Sports Facilities:** 79.39% feel they have adequate access to the library, and 77.32% value sports opportunities, though 12.63% report limited access to sports equipment.
- **College Events and Cleanliness:** 74.89% are satisfied with cleanliness and events, though some suggest improvements in event organization.
- **Career Guidance and Job Fairs:** 75.25% appreciate the college's career guidance and job fairs, with some alumni (12.37%) being neutral or dissatisfied.

d. Student's Feedback

Graph: 4



Source: Primary Data (Based on Student's Feedback)

Student's Feedback	Strongly Agree	Agree	Neutral	Disagree	Strongly Disagree
Is curriculum easy to understand?	39.08%	43.68%	11.49%	2.87%	2.87%
Is the semester pattern convenient you to learn?	36.21%	41.38%	8.62%	8.05%	5.75%
Are the curriculum covered properly in each semesters?	39.08%	43.10%	9.77%	4.60%	3.45%
Does the curriculum provide advance knowledge of subject?	37.36%	45.40%	6.90%	5.75%	4.60%
Does the curriculum provide you opportunities to gain practical knowledge through project work?	37.93%	43.68%	7.47%	8.05%	2.87%
Is the given syllabus is useful to provide job opportunities?	13.79%	43.10%	6.90%	21.84%	14.37%
Does the teaching methodology used by the faculties was easy to understand	39.66%	46.55%	2.87%	5.75%	5.17%
Are you satisfied with the conducting exam process?	36.78%	44.83%	5.17%	8.62%	4.60%
Appreciation of learning values inculcate in lecture	39.66%	43.10%	4.60%	6.90%	5.75%
Availability of reading material (library /Internet /Google classroom/ Other)	36.21%	42.53%	6.90%	8.62%	5.75%
Does the faculties were able to complete the syllabus on time	39.66%	44.25%	9%	10%	9%

Analysis

- **Curriculum Understandability:** 82.76% of students find the curriculum easy to understand, indicating clear course content.
- **Semester Pattern Convenience:** 77.59% of students feel the semester pattern is convenient, but 13.8% find it challenging.
- **Curriculum Coverage:** 82.18% of students believe the curriculum is covered properly in each semester, with a small minority dissenting.
- **Advanced Knowledge:** 82.76% feel the curriculum provides advanced knowledge, though 10.35% think it lacks depth.
- **Practical Knowledge:** 81.61% believe the curriculum offers opportunities for practical learning, while 10.92% disagree.
- **Job Opportunities:** 56.89% find the syllabus useful for job opportunities, but 36.21% feel it does not align with industry needs.



Smt. Durgadevi Sharma Charitable Trust's
Chandrabhan Sharma College
of Arts, Commerce & Science
(Hindi Linguistic Minority Institution)
(Affiliated to the University of Mumbai)
NAAC Re-Accredited 'A' Grade (CGPA 3.10)

- **Teaching Methodology:** 86.21% of students find the teaching methodology easy to understand, with minor dissatisfaction.
- **Exam Process Satisfaction:** 81.61% of students are satisfied with the exam process, while 13.22% are dissatisfied.
- **Learning Values in Lectures:** 82.76% appreciate the learning values emphasized in lectures, with some minor disagreement.
- **Availability of Reading Materials:** 78.74% find sufficient access to reading materials, though 14.37% disagree.
- **Syllabus Completion:** 83.91% believe faculties complete the syllabus on time, with a small percentage voicing concerns.


Prof. Sandeep Vishwakarma
Feedback Committee Convener


Dr. Suryakant Lasune
Principal



Smt. Durgadevi Sharma Charitable Trust's
Chandrabhan Sharma College
of Arts, Commerce & Science
(Hindi Linguistic Minority Institution)
(Affiliated to the University of Mumbai)
NAAC Re-Accredited 'A' Grade (CGPA 3.10)

Feedback Report 2023-24

1. Employer Feedback:

- Employers rate students positively, with 57.14% viewing their contributions as "Good." Most employers consider their technical knowledge, leadership, and creativity as "Good" (42.85%) or "Very Good" (38.09%).
- Relationship-building skills are rated "Very Good" by 57.14%, and 42.85% rate students' social involvement as "Excellent." However, 19.04% find performance "Average," indicating areas for improvement.

2. Teacher Feedback:

- Teachers are generally satisfied with the syllabus (82.76%), agreeing it meets students' needs and objectives (86.21%).
- However, 20.69% feel the balance of theory and practice needs improvement, and 31.03% disagree that the syllabus aligns with industry needs, though 68.97% find reference materials relevant.

3. Alumni Feedback:

- Alumni find the syllabus relevant to their careers (77.32%) and value-based learning beneficial (83.50%).
- Most (79.39%) believe academic initiatives bridge the gap between industry and academia.
- However, 21.65% feel contemporary issues coverage could improve, and only 34.48% believe the syllabus meets industry requirements.

4. Student Feedback:

- Students are satisfied with curriculum understandability (82.76%) and teaching methods (86.21%). While 81.61% find the curriculum provides practical knowledge, 36.21% express concerns about its job alignment.
- The exam process and syllabus completion are well-received, but 14.37% are dissatisfied with reading material availability.


Prof. Sandeep Vishwakarma
Feedback Committee Convener


Dr. Suryakant Lasune
Principal




Smt. Durgadevi Sharma Charitable Trust's
Chandrabhan Sharma College
of Arts, Commerce & Science
(Hindi Linguistic Minority Institution)
(Affiliated to the University of Mumbai)
NAAC Re-Accredited 'A' Grade (CGPA 3.10)

Action Taken Report 2023-24

- 19.04% of the employers addressed the performance rating as Average:
 - Hence suggested to strengthen industry partnerships for internship and mentorships also introducing skills development workshops.
- 58.62% teachers disagreed that the syllabus was not designed as per industrial requirement.
 - Hence the IQAC committee suggested to bridge the gap by conducting courses like “Advanced Program on Java Full Stack Development Using Angular” in collaboration with Anudip Foundation.
- 9.28% of the alumni agreed that the syllabus does not meet the expectation in terms of knowledge acquisition, skills upgradation and practical orientation to real life situations.
 - Organizing guest lectures on the current industry trends was suggested by the IQAC committee.
 - Also strengthening alumni collaboration for better alignment with industry needs.
- 36.21% of the students were concerned over job alignment:
 - Enhancing career services with more job opportunities and refining curriculum to match job market demands was suggested.
 - Following Certificate courses were introduced:
 - Certificate course in English Speaking (BCOM)
 - Certificate course in Basic Computer (BCOM)
 - Certificate course in Script writing (BAMMC)


Prof. Sandeep Vishwakarma
Feedback Committee Convener


Dr. Suryakant Lashane
Principal